

## Pike County Breakdown - Earl Scruggs

Eli Gilbert

The first system of the musical score consists of two staves. The upper staff is a treble clef with a key signature of one flat (B-flat). The lower staff is a bass clef. The music is in 4/4 time. The first staff has a 4-measure rest, followed by a half note G4, a half note F4, a quarter note E4, and a quarter note D4. The second staff has a half note G3, a half note F3, a quarter note E3, and a quarter note D3. The system ends with a double bar line.

The first system of the musical score for 'The Rose Tree' consists of a single staff with a key signature of one flat (B-flat) and a common time signature (C). The melody is written in a treble clef. The notation includes various musical symbols: a '4' above the first measure, a 'P.O.' (Pizzicato) marking above the second measure, a '3-2' triplet marking above the third measure, a '4' marking above the fourth measure, a '2-3' triplet marking above the fifth measure, a 'H' (Harmonics) marking above the sixth measure, a '2-3' triplet marking above the seventh measure, a '3' marking above the eighth measure, a '2/3' marking above the ninth measure, a '5' marking above the tenth measure, a '3' marking above the eleventh measure, a '5' marking above the twelfth measure, and a '0' marking above the thirteenth measure. The notes are primarily quarter and eighth notes, with some rests and accidentals (flats) indicating the key signature.

The first system of the musical score for 'The Rose Tree' is written on a five-line staff. It begins with a treble clef and a key signature of one flat (B-flat). The melody is composed of eighth and sixteenth notes. The lyrics 'The Rose Tree' are written below the staff, aligned with the notes. The first measure contains the notes G4 (quarter), A4 (quarter), Bb4 (quarter), and A4 (quarter). The second measure contains G4 (quarter), F4 (quarter), E4 (quarter), and D4 (quarter). The third measure contains C4 (half). The fourth measure contains Bb3 (half). The fifth measure contains A3 (half). The sixth measure contains G3 (half). The seventh measure contains F3 (half). The eighth measure contains E3 (half). The ninth measure contains D3 (half). The tenth measure contains C3 (half). The eleventh measure contains Bb2 (half). The twelfth measure contains A2 (half). The thirteenth measure contains G2 (half). The fourteenth measure contains F2 (half). The fifteenth measure contains E2 (half). The sixteenth measure contains D2 (half). The seventeenth measure contains C2 (half). The eighteenth measure contains Bb1 (half). The nineteenth measure contains A1 (half). The twentieth measure contains G1 (half). The system ends with a double bar line.

The first system of the musical score is for the right hand. It consists of a single staff with a treble clef and a key signature of one flat (B-flat). The tempo is marked 'Allegretto' and the time signature is 3/4. The notation includes a series of eighth and sixteenth notes, with some notes beamed together. There are several rests and a fermata over a note. The system ends with a double bar line.

17

Measures 17-19 of the piece. Measure 17: Treble clef, G4 (0), A4 (0), B4 (0), C5 (0). Bass clef: G2 (0), A2 (0), B2 (0), C3 (0). Measure 18: Treble clef, G4 (0), A4 (0), B4 (0), C5 (0). Bass clef: G2 (0), A2 (0), B2 (0), C3 (0). Measure 19: Treble clef, G4 (0), A4 (0), B4 (0), C5 (0). Bass clef: G2 (0), A2 (0), B2 (0), C3 (0). Fingering: 2, 3, 3, 2. Technique: H (hammer-on) on B4, Po (pull-off) on C5.

20

Measures 20-23 of the piece. Measure 20: Treble clef, G4 (0), A4 (0), B4 (0), C5 (0). Bass clef: G2 (0), A2 (0), B2 (0), C3 (0). Measure 21: Treble clef, G4 (0), A4 (0), B4 (0), C5 (0). Bass clef: G2 (0), A2 (0), B2 (0), C3 (0). Measure 22: Treble clef, G4 (0), A4 (0), B4 (0), C5 (0). Bass clef: G2 (0), A2 (0), B2 (0), C3 (0). Measure 23: Treble clef, G4 (0), A4 (0), B4 (0), C5 (0). Bass clef: G2 (0), A2 (0), B2 (0), C3 (0). Fingering: 2, 3, 3, 2. Technique: H (hammer-on) on B4, Po (pull-off) on C5.

24

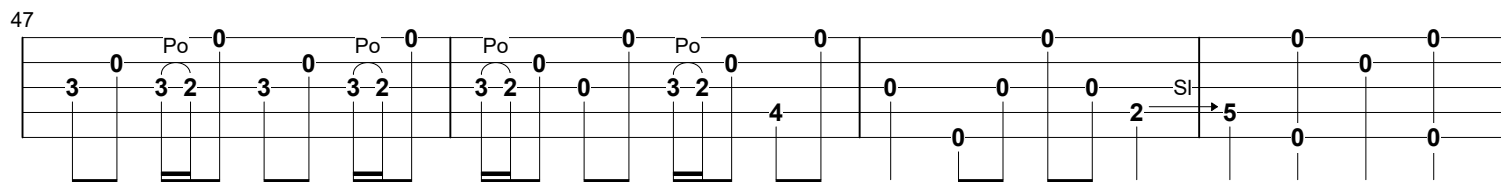
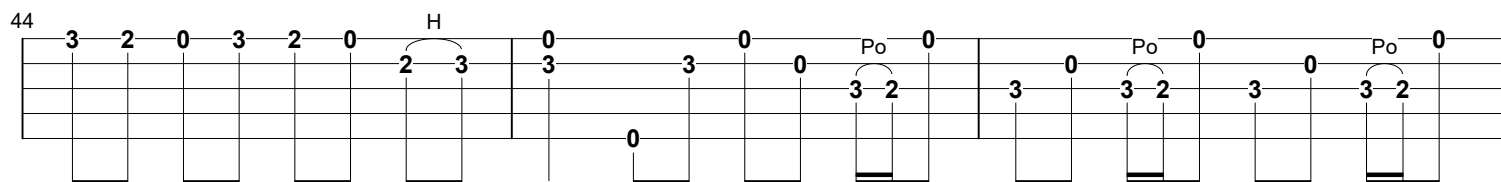
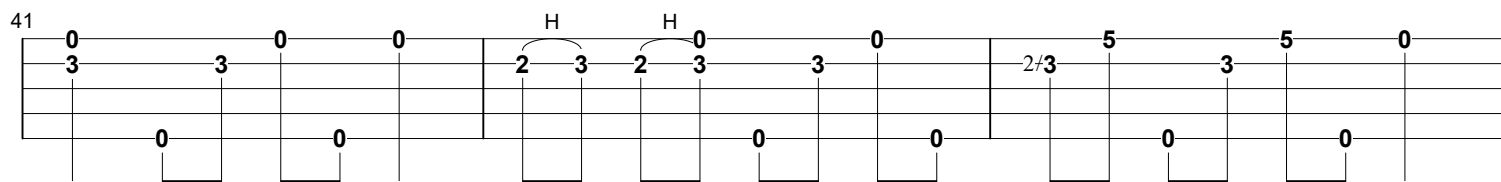
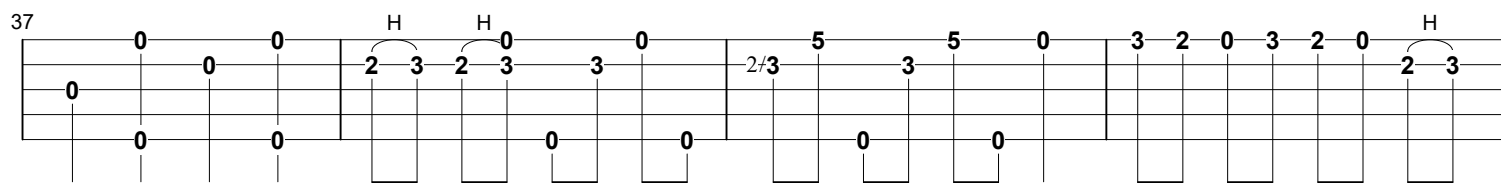
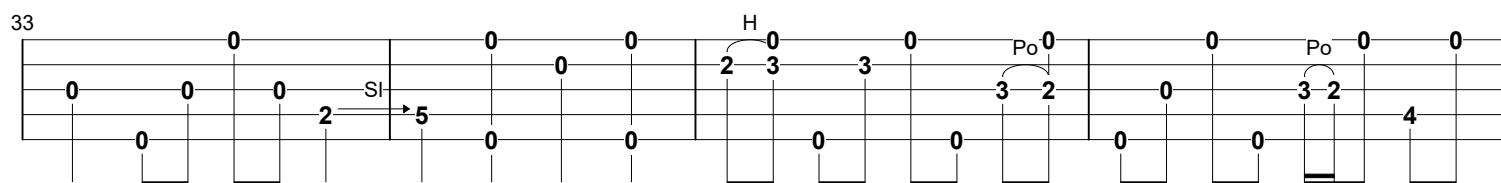
Measures 24-26 of the piece. Measure 24: Treble clef, G4 (0), A4 (0), B4 (0), C5 (0). Bass clef: G2 (0), A2 (0), B2 (0), C3 (0). Measure 25: Treble clef, G4 (0), A4 (0), B4 (0), C5 (0). Bass clef: G2 (0), A2 (0), B2 (0), C3 (0). Measure 26: Treble clef, G4 (0), A4 (0), B4 (0), C5 (0). Bass clef: G2 (0), A2 (0), B2 (0), C3 (0). Fingering: 2, 3, 3, 2. Technique: H (hammer-on) on B4, Po (pull-off) on C5.

27

Measures 27-29 of the piece. Measure 27: Treble clef, G4 (0), A4 (0), B4 (0), C5 (0). Bass clef: G2 (0), A2 (0), B2 (0), C3 (0). Measure 28: Treble clef, G4 (0), A4 (0), B4 (0), C5 (0). Bass clef: G2 (0), A2 (0), B2 (0), C3 (0). Measure 29: Treble clef, G4 (0), A4 (0), B4 (0), C5 (0). Bass clef: G2 (0), A2 (0), B2 (0), C3 (0). Fingering: 2, 3, 3, 2. Technique: H (hammer-on) on B4, Po (pull-off) on C5.

30

Measures 30-32 of the piece. Measure 30: Treble clef, G4 (0), A4 (0), B4 (0), C5 (0). Bass clef: G2 (0), A2 (0), B2 (0), C3 (0). Measure 31: Treble clef, G4 (0), A4 (0), B4 (0), C5 (0). Bass clef: G2 (0), A2 (0), B2 (0), C3 (0). Measure 32: Treble clef, G4 (0), A4 (0), B4 (0), C5 (0). Bass clef: G2 (0), A2 (0), B2 (0), C3 (0). Fingering: 2, 3, 3, 2. Technique: H (hammer-on) on B4, Po (pull-off) on C5.



51

55

59

62

66

